



East Coast Industries Australia Pty. Ltd.

Unit 5, 36 Abbott Road, Seven Hills NSW 2147 Australia


Mail Address: PO Box 800 Winston Hills 2153

Phone: 02 98380295

Email: sales@ecia.com.au



## Product Catalogue - 2024



The Original Supplier of  
Quality Stainless Steel  
Glass Fixings



Large Product Range  
for Framless Glass and  
Balustrade Systems

Due to global raw material prices fluctuating, we would like to remind you to double check the prices with us before placing orders. Your kind attention and understanding will be much appreciated. GST not included.



## Contents

<b>Assemblies</b> Glass Stand Off Fittings Page 2 Hand Rail Bracket Assemblies to Balustrade Post Glass Brackets Page 4	<b>Post Caps &amp; Joiners</b> Post End Caps Page 19 Hand Rail Joiners to Tube End Caps to Finials / Timber Hand Rail Bracket Post Cap Adapter Page 20
<b>Ø55mm &amp; M16 S/S Parts</b> Spacers / Fixing Nuts Page 5 Flanges / Elbows to Washers Page 6	<b>Glass Brackets &amp; Base Plates</b> Open / Closed Glass Brackets Page 21 Hand Rail Bracket Base Plates Post Base Plates / Cover Plates Wall Hand Rail Bracket / Spider Bracket to Universal Mount Glass Bracket Corner Bracket / Socket Louvre Winder / Winder Socket Swage Components / Tools Page 22
<b>Ø50mm &amp; M12 S/S Parts</b> Spacers / Fixing Nuts Page 7 Nylon / Rubber Washers Thread Bushings / Glass Protectors to Threaded Rods / Hand Rail Brackets Fasteners / Lag Screws Straight Rods / Flanges Page 12	<b>Nylon Washers &amp; Spacers</b> Nylon Spacers / Washers Page 23 Nylon Glass Protectors to Rubber Washers Page 24
<b>Ø38mm &amp; M10 S/S Parts</b> Fixing Nuts / Spacers Page 13 Flanges / Nylon Washers Thread Bushings / Glass Protectors to Threaded Rods / Hand Rail Brackets Straight Rods / Lag Screws Page 15	<b>Fixing Tools ,Parts &amp; Latch Products</b> Soft Jaw Multi Grips Hex Nuts / Dome Nuts / Pop Rivets Page 25 Latch Striker / Spring Latch T-Wrench / Stopper Plate / Screws
<b>Ø32mm &amp; M10 S/S Parts</b> Fixing Nuts / Spacers / Flanges Page 16 Nylon / Rubber Washers	
<b>Ø25mm &amp; M6 S/S Parts</b> Fixing Nuts / Spacers Nylon Washer / Lag Screw Page 17 Thread Bushing / Glass Protector	
<b>Ø19mm &amp; M16 S/S Parts</b> Fixing Nuts / Spacers Page 18 Nylon Washer	
	<b>Payment Terms &amp; Conditions</b> Page 26

\*Note\*- Custom jobs welcome please call or email us for a quote.



## Stand-Off & Hand Rail Bracket Assemblies + Right Angle Glass Bracket

<p>EC-1</p>  <p>Ø50/Ø38/Ø32/Ø25/Ø19mm</p>	<p>EC-8</p>  <p>Ø50/Ø38/Ø32mm</p>	<p>EC-10</p>  <p>Ø50mm/Ø38/Ø32mm</p>
<p>EC-2</p>  <p>Ø50/Ø38/Ø32mm</p>	<p>EC-9</p>  <p>Ø50/Ø38/Ø32mm</p>	<p>EC-11</p>  <p>Ø50/Ø38/Ø32</p>
<p>EC-3</p>  <p>Ø50/Ø38/Ø32mm</p>	<p>EC-17</p>  <p>Ø50/Ø38/Ø32mm</p>	<p>EC-19</p>  <p>Ø50mm/Ø38/Ø32</p>
<p>EC-16</p>  <p>M10/Ø38/Ø32/Ø25/Ø19mm</p>	<p>EC-18</p>  <p>Ø38/Ø32/M10</p>	<p>398S</p>  <p>Ø38mm</p>



## More Hand Rail Bracket Assemblies + Frameless Glass Fittings

EC-4



Ø50/Ø38/Ø32mm

EC-5



Ø50/Ø38/Ø32mm

EC6



Ø50/Ø38/Ø32mm

EC-7



Ø50/Ø38/Ø32mm

EC-23



Ø50/Ø38/Ø32mm

EC-24



Ø50/Ø38/Ø32mm

EC-26



227S+217S+SA M12



## More Hand Rail Bracket Assemblies + Frameless Glass Fittings

EC-27



227C+217S M12

EC-12



50mmx150mm M12  
(Cap Nut 208S)

EC-13



50mmx150mm M12  
(Cap Nut 230S)

EC-14



50mmx80mm M12  
(Cap Nut 208S)

EC-15



50mmx80mm M12  
(Cap Nut 230S)

EC-25



50mmx80mm M12  
(Cap Nut 238S)

EC-32



50mmx150mm M12  
(Thin Nut 238S)

EC-33



50x150mm M12  
(208S-15 Thin Cap Nut)

EC-34



50x80mm M12  
(208S-15 Thin Cap Nut)

253S Wall Hand  
Rail Bracket



Ø50xØ6x60mm Offset  
(Ø50mm Saddle) SS316



## M16 Ø55mm Spacers / Nuts

335S Cap Nut



Ø55x22mm M16 SS316

333S Cone Nut



Ø55x21mm M16 SS316  
(10mm Shoulder)

336S Dome Nut



Ø55x21mm M16 SS316  
(14mm Shoulder)

337S Flat Nut



Ø55x8mm M16 SS316  
(Centre Ø22x25mm)

372S Spacer



Ø55x5mm M16 SS316

371S Spacer



Ø55x10mm M16 SS316

330S Spacer



Ø55x15mm M16 SS316

329S Spacer



Ø55x20mm M16 SS316

332S Spacer



Ø55x30mm M16 SS316

331S Spacer



Ø55x50mm M16 SS316

295S Spacer



Ø55x100mm M16 SS316



## M16 Flanges/Elbows/Washers

334S Flange



Ø55x12mm M16 SS316  
(5mm Shoulder)

420S Flange



Ø32x6mm M16 SS316

218S-M16 Hand Rail  
Bracket



65x125mm M16 SS316  
(Thread 45mm)

227S-M16 Hand Rail  
Bracket



65x165mm M16 SS316  
(Thread 85mm)

258T-16 M16 Thread  
Bushing



Ø20.5xØ16.2mmx5mm  
Nylon (Black)

209S-55 Washer



Ø52xØ16.5x1.5&2mm  
Nylon (Black or White)

378S Hat Washer  
(For 337S Flat Nut)



Ø55xØ26.5x2mm  
Nylon (Black or White)

379S Spacer Washer



Ø52xØ38.5mmx2mm M16 SS316  
Nylon (Black or White)



### Ø50mm/M12 Parts

208S Cap Nut



Ø50x21.6mm M12 SS316

208S-15 Thin Cap Nut



Ø50x15mm M12 SS316

207S Spacer



Ø50x30mm M12 SS316  
\*Also Available in Titanium Gold Plate

230S Tapered Nut



Ø50xØ21.8mm M12 SS316  
(8mm Shoulder)  
\*Also Available in Titanium Gold Plate

238S Thin Nut



Ø50x8mm M12 SS316  
(Centre Ø18x20mm Shank)  
\*Also Available in Titanium Gold Plate

238S-115 Thin Nut  
(Short Shank)



Ø50x8mm M12 SS316  
(Centre Ø18x11.5mm Shank)

238D Dome Nut



Ø50x10.5mm M12 SS316  
(4mm Shoulder)

201S Spacer/Flange



Ø50x5mm M12 SS316

246S Spacer



Ø50x10mm M12 SS316

247S Spacer



Ø50x15mm M12 SS316

245S Spacer



Ø50x20mm M12 SS316





### Ø50mm/M12 Parts

239S Spacer



Ø50x30mm M12 SS316

340S Spacer



Ø50x50mm M12 SS316

271S Spacer



Ø50x100mm M12 SS316  
\*Also Available in Titanium  
Gold Plate

209S-50 Nylon Washer



Ø48xØ12.5xØ.7&1.2&1.8mm  
Nylon (Black)

209R/S-50 Rubber Washer



Ø48xØ12.5x2mm  
Rubber (Black)

209R/L-50 Rubber Washer



Ø48xØ18x2mm  
Rubber (Black)

240P Hat Washer  
(For 238S Thin Nut)



Ø48xØ21x1.5mm  
Nylon (Black)

448S M12 Thread Bushing



Ø15.5xØ12x12mm  
Nylon (Black)

244S-M12 Thread Rod



150mm M12 SS304

296P Spacer Washer



Ø48xØ26x1.5mm  
Nylon (Black)

258T M12 Thread Bushing



Ø16xØ12x10mm  
PVC (Clear)



Ø50/M12 Parts

<p>227C-M12 Flange Elbow Coach Bolt</p>  <p>60x158mm SS316 (Thread 83mm)</p>	<p>227C+SA Hand Rail Bracket</p>  <p>60x158mm M12 SS316 (Thread 83mm)</p>	<p>223S-M12+SA Hand Rail Bracket</p>  <p>50.8mm SS316 (Curved or Flat Saddle)</p>
<p>218S-M12+SA Hand Rail Bracket</p>  <p>50.8mm SS316 (Curved or Flat Saddle)</p>	<p>227S-M12 Hand Rail Bracket</p>  <p>60x155mm M12 SS316 (Thead 80mm)</p>	<p>218S-M12 Hand Rail Bracket</p>  <p>50x108mm M12 SS316 (Thread 38mm)</p>
<p>223S-M12 Hand Rail Bracket</p>  <p>90x97mm M12 SS316 (Thread 35mm)</p>	<p>227S-M12+SA Hand Rail Bracket</p>  <p>50.8mm SS316 (Curved or Flat Saddle)</p>	



### Ø50/M12 Parts

257S-M12 Saddle



20x65x3mm SS316  
(50.8 Curved or Flat)

339S-M12 Countersunk  
Screw



30mm SS304 M12 Polished Head

HEX-NUT M-12 (Hex Nut)



M12 Stainless Steel

HEX-THIN-NUT (Hex Nut)



M12x5mm Thickness

DOME-NUT (Dome Nut)



M12 Stainless Steel

234S Hand Bracket  
(Weld On)



Ø12xØ50mmx100mm SS316

242C-M12 Flange Lag  
Bolt



233mm M12 SS316  
(Thread 83mm)

202S-M12 Lag Screw



160mm M12 SS304  
(Thread 60mm)

202L-M12 Lag Screw



180mm M12 SS316  
(Thread 105mm)

241S-M12 Straight Rod



245mm M12 SS316  
(Thread 35mm)

237S-M12 Straight Rod



185mm M12 SS316  
(Thread 35mm)



## M12 Parts

217S Tapered Flange



Ø50x10mm M12 SS316

217F Flange



Ø50x5.5mm M12 SS316  
(For 218F Hand Rail Bracket)

228S Blind Hole Anchor Nut



50x17.8x12mm M12 SS304

208F Flange/Spacer



Ø50x21.6mm M12 SS316

282S Countersunk Washer (Flat)



Ø50x10mm M12 SS316

417S Flange



Ø19x5mm M12 SS316

418S Flange



Ø25x5mm M12 SS316

419S Flange



Ø32x5mm M12 SS316













281S Countersunk Washer (Tapered)



Ø50x11mm M12 SS316



## M12 Parts

<p>206S M-12 Timber Insert Nut</p>  <p>Ø19x25mm SS304</p>	<p>423S Washer</p>  <p>Ø32xØ12.5x3mm SS316</p>	<p>424S Washer</p>  <p>Ø38xØ12.5x3mm SS316</p>
<p>425S Washer</p>  <p>Ø51xØ12.5x3mm SS316</p>	<p>457S Brass Washer M8</p>  <p>Ø15.5xØ9.5x0.9mm</p>	<p>458S Brass Washer M8 (Nickle Plated)</p>  <p>Ø15.5xØ9.5x0.9mm</p>
<p>459S Washer M8</p>  <p>Ø16.8xØ9.0x1.0 SS316</p>	<p>462S Hex Head Screw M5</p>  <p>M5x10 SS304</p>	<p>212S Pin Screw</p>  <p>Ø2.6x19.5mm (Head Ø4x2)</p>
<p>463S-M5 Countersunk Screw</p>  <p>M5x10mm SS304</p>	<p>244S-M20 Thread Rod</p>  <p>M20x360mm SS304</p>	<p>206T Insert Nut Installer</p>  <p>3/8" Socket Wrench</p>



## Ø38/M10 Parts

361S Cap Nut



Ø38x12mm M10 SS316

360S Tapered Nut



Ø38x15.7mm M10 SS316  
(7mm Shoulder)

362S Dome Nut



Ø38x12,8mm M12 SS316  
(7mm Shoulder)

359S Thin Nut



Ø38x8mm M10 SS316  
(Centre Ø13.8x13mm)

385S Spacer/Flange



Ø38x5mm M10 SS316

370S Spacer/Flange



Ø38x10mm M10 SS316

355S Spacer



Ø38x15mm M10 SS316

356S Spacer



Ø38x20mm M10 SS316

357S Spacer



Ø38x30mm M10 SS316

358S Spacer



Ø38x50mm M10 SS316

363S Tapered Flange



Ø38x8mm M10 SS316

209S-38 Washer



Ø36x10.5x1.2&1.8mm Thk.  
Nylon (Black or White)



### Ø38/M10 Parts

<p><b>364S Hat Washer</b> (For 359S Thin Nut)</p>  <p>Ø38x8mm M10 SS316 (Centre Ø13.8x13mm)</p>	<p><b>365S Spacer Washer</b></p>  <p>Ø36xØ25.4x1.2mm Nylon (Black)</p>	<p><b>258T-10 M10 Thread Bushing</b></p>  <p>Ø12xØ10x10mm PVC (Clear)</p>
<p><b>218S-M10 Hand Rail Bracket</b></p>  <p>50x106mm M10 SS316 (Thread 34mm)</p>	<p><b>223S-M10 Hand Rail Bracket</b></p>  <p>88x95mm M10 SS316 (Thread 34mm)</p>	<p><b>218S-M10+SA Hand Rail Bracket</b></p>  <p>50x106mm SS316 M10 (Thread 34mm)</p>
<p><b>223S-M10+SA Hand Rail Bracket</b></p>  <p>88x95mm M10 SS316 (Thread 34mm)</p>	<p><b>237S-M10 Straight Rod</b></p>  <p>160mm M10 SS316 (Thread 35mm)</p>	<p><b>242S-M10 Straight Rod</b></p>  <p>220mm M10 SS316 (Thread 35mm)</p>
<p><b>241S-M10 Straight Rod</b></p>  <p>245mm M10 SS316 (Thread 35mm)</p>	<p><b>243S Thread Rod</b></p>  <p>130mm M10 SS304</p>	<p><b>202S-M10 Lag Screw</b></p>  <p>95mm M10 SS304 (Thread 45mm)</p>



## Ø38/M10 Parts

202L-M10 Lag Screw



145mm M10 SS304  
(Thread 55mm)

257S-M10 Saddle



20x65x3mm SS316  
(50.8mm Curved or Flat)

363S-M10



Ø50X10mm M10 SS316

208S-M10 Cap Nut



Ø50X21.6mm M10 SS316





### Ø32mm/M10 Parts

<p><b>353S Cap Nut</b></p>  <p>Ø32x12mm M10 SS316</p>	<p><b>351S Tapered Nut</b></p>  <p>Ø32x14X3mm M10 SS316</p>	<p><b>354S Dome Nut</b></p>  <p>Ø32x12.8mm M10 SS316</p>	<p><b>308S Thin Nut</b></p>  <p>Ø32x7.2mm M10 SS316 (Centre Ø13.8x13mm)</p>
<p><b>384S Spacer/Flange</b></p>  <p>Ø32x5mm M10 SS316</p>	<p><b>328S Spacer/Flange</b></p>  <p>Ø32x10mm M10 SS316</p>	<p><b>349S Spacer</b></p>  <p>Ø32x15mm M10 SS316</p>	<p><b>348S Spacer</b></p>  <p>Ø32x20mm M10 SS316</p>
<p><b>309S Spacer</b></p>  <p>Ø32x30mm M10 SS316</p>	<p><b>350S Spacer</b></p>  <p>Ø32x50mm M10 SS316</p>	<p><b>352S Tapered Flange</b></p>  <p>Ø32x8mm M10 SS316</p>	<p><b>209S-32 Washer</b></p>  <p>Ø31xØ10x1.2&amp;1.8mm Nylon (Black or White)</p>
<p><b>310S Hat Washer</b> (For 308S Thin Nut)</p>  <p>Ø31xØ16.4x1.2mm Nylon (Black)</p>	<p><b>311S Spacer Washer</b></p>  <p>Ø31xØ19.4x1.2mm Nylon (Black)</p>	<p><b>209R/L-32 Rubber Washer</b></p>  <p>Ø31xØ14x2mm Rubber (Black)</p>	<p><b>209R/S-32 Rubber Washer</b></p>  <p>Ø31xØ10x2mm Rubber (Black)</p>



## M6 Ø25 Cap Nuts/Spacers

287S Cap Nut



Ø25x5mm M6 SS316

293S Cone Nut



Ø25x7mm M6 SS316  
(3.5mm Shoulder)

294S Dome Nut



Ø25x7mm M6 SS316  
(4mm Shoulder)

288S Spacer



Ø25x20mm M6 SS316

289S Spacer



Ø25mmx30mm M6 SS316

290S Spacer



Ø25x50mm M6 SS316

209S-25 Washer



Ø25xØ6.2x1.8&1.2mm  
Nylon (Black)

202S-M6 Lag Screw



110mm SS304  
(Thread M6x60mm)

258T-6 M6 Thread Bushing



Ø9xØ7x10mm  
PVC (Clear)

278S Thread Rod



120mm M6 SS304



## Ø19mm/M6 Parts

283S Cap Nut



Ø19x7mm M6 SS316

291S Cone Nut



Ø19x7mm M6 SS316  
(3.5mm Shoulder)

292S Dome Nut



Ø19x7mm M6 SS316  
(4mm Shoulder)

284S Spacer



Ø19x20mm M6 SS316

285S Spacer



Ø19x30mm M6 SS316

286S Spacer



Ø19x50mm M6 SS316

209S-19 Washer



Ø18xØ6.2x1.8&1.2mm  
Nylon (Black or White)



## Post Caps & Joiners

<p>225S Dome End Cap</p>  <p>Ø25.4mm SS316</p>	<p>229S Dome End Cap</p>  <p>Ø31.75mm SS316</p>	<p>221S Dome End Cap</p>  <p>Ø38.1mm SS316</p>	<p>222S-B Dome End Cap</p>  <p>Ø50.8mm SS316</p>
<p>222S Dome End Cap (Slot Post)</p>  <p>Ø50.8mm SS316</p>	<p>430S Tapered End Cap</p>  <p>Ø50.8mm SS316</p>	<p>221P Post Cap &amp; Bracket</p>  <p>Ø38.1mm SS316</p>	<p>222P Post Cap &amp; Bracket</p>  <p>Ø50.8 SS316</p>
<p>427S Flat End Cap</p>  <p>Ø38.1mm SS316</p>	<p>429S Flat End Cap</p>  <p>Ø50.8mm SS316</p>		



## Post Caps & Joiners

434S Ø25.3mm Tube End Cap



I/D: 22.80

433SØ 19.2mm Tube End Cap



I/D: Ø16.10

431S Ø12.7mm Tube End Cap



I/D: Ø10.20








432S Ø16mm Tube End Cap



I/D: Ø13.50



## Hand Rail & Glass Brackets + Base Plates

<p>235S Ø12mm Hand Rail Bracket          Tapered Base Plate</p>  <p>Ø60xØ12.1x13.5mm          SS316</p>	<p>210S Ø32mm Post Base Plate</p>  <p>Ø90xØ32.1x17.5mm          SS316 (Heavy Duty)</p>	<p>251S-35 Glass Bracket (Welding)</p>  <p>M12x35mm Thread Rod          50x80x6.2mm M12 SS316</p>	<p>252S-35 Glass Bracket (Welding)</p>  <p>M12x35mm Thread Rod          50x150x6.2mm M12 SS316</p>
<p>053S Ø50.8 Flat Post Cover Plate</p>  <p>Ø90xØ53x2mm SS316</p>	<p>226S Ø50.8 Dome Post Cover Plate</p>  <p>Ø95xØ51.2x8mm SS316</p>	<p>251S Glass Bracket Plate (Welding)</p>  <p>50x80x6.2mm Ø12 SS316</p>	<p>252S Glass Bracket Plate (For Cut to Angle)</p>  <p>50x150x6.2mm Ø12 SS316</p>
<p>232S Ø50.8 Post Base Plate</p>  <p>Ø108xØ51x18mm          SS316 (Heavy Duty)</p>			



## Hand Rail & Glass Brackets + Base Plates

253S Wall Hand  
Rail Bracket



Ø50xØ6x60mm Offset  
(Ø50mm Saddle) SS316

398S Glass Bracket



100x30x68mm Offset  
SS316



## Nylon Washers & Spacers

448S Glass Protector



Ø15.5xØ12x12mm  
Nylon Bushing (Black)

388S Spacer



Ø19xØ10x5mm  
Nylon (Black)

435S Washer



Ø25xØ8x1mm  
Nylon (Black or White)

436S Washer



Ø25xØ8x2mm  
Nylon (Black or White)

437S Washer



Ø25xØ8x3mm  
Nylon (Black or White)

438S Spacer




Ø25xØ8x5mm  
Nylon (Black or White)

439S Spacer



Ø25xØ8x10mm  
Nylon (Black or White)

258T-16 Glass Protector  
M16



Ø20.5xØ16.2x5mm  
Nylon Bushing (Black)

209S-19 Washer



Ø18xØ6.2x1.2&1.8mm  
Nylon (Black or White)

209S-25 Washer



Ø24xØ6.2x1.2&1.8mm  
Nylon (Black or White)

209S-32 Washer



Ø30xØ10.5x1.2&1.8mm  
Nylon (Black or White)

209S-38 Washer



Ø36x10.5x1.2&1.8mm  
Nylon (Black or White)

209S-50 Washer



Ø48xØ12.5x0.7&1.2&1.8mm  
Nylon (Black)

209S-55 Washer



Ø52xØ16.5x1.2&1.8mm  
Nylon (Black or White)

209S-24 Washer







Ø24xØ10x1.2&1.8mm  
Nylon (Black)





## Rubber Washers & Spacers

<p>209R/S-50 Rubber Washer</p>  <p>Ø48xØ12.5x2mm (Black Rubber)</p>	<p>209R/L-50 Rubber Washer</p>  <p>Ø48xØ18x2mm (Black Rubber)</p>	<p>209R/L-32 Rubber Washer</p>  <p>Ø31xØ14x2mm (Black Rubber)</p>
<p>209R/S-32 Rubber Washer</p>  <p>Ø31xØ10x2mm (Black Rubber)</p>		



## Fixing Tools & Parts + Latch Products

338S T-Wrench



1250mm (19mm Socket)  
Stainless Steel

HEX-THIN-NUT (Hex Nut)



M12x5mm Thickness  
SS304/SS316

DOME-NUT (Dome Nut)



M12 Stainless Steel  
SS304/SS316

HEX-NUT (Hex Nut)



M12 Stainless Steel  
SS304/SS316

339S Countersunk Screw



30mm SS304 M12 Polished Head

TX-5 Monel Pop Rivet  
(High Tensile)



Ø4.8mm

TX-SS Stainless Steel  
Pop Rivet



Ø4.8mm Stainless Steel



## Payment Terms and Conditions

---

Full payment required before goods receivable.

Payment methods accepted:

- Cash
- Cheque
- EFT
- EFTPOS (Vias and Mastercard Only)

Immediate pick up or delivery applies to all payment methods, excluding Cheques, which require a three day processing period.

Minimum \$20 Purchase on EFTPOS.

We deliver Australia wide - delivery will incur extra costs.

We do not give refunds. All faulty goods are replaced free of charge. Faulty goods must be returned in original packing & free of damage to East Coast Industries Australia, in order to receive free replacement.



# East Coast Industries Australia Pty. Ltd.

Unit 5, 36 Abbott Road, Seven Hills NSW 2147 Australia  
Mail Address: PO Box 800 Winston Hills 2153  
Phone: 02 98380295 Email: sales@ecia.com.au



The Original Supplier of  
Quality Stainless Steel  
Glass Fixings



Large Product Range  
for Framless Glass and  
Balustrade Systems